


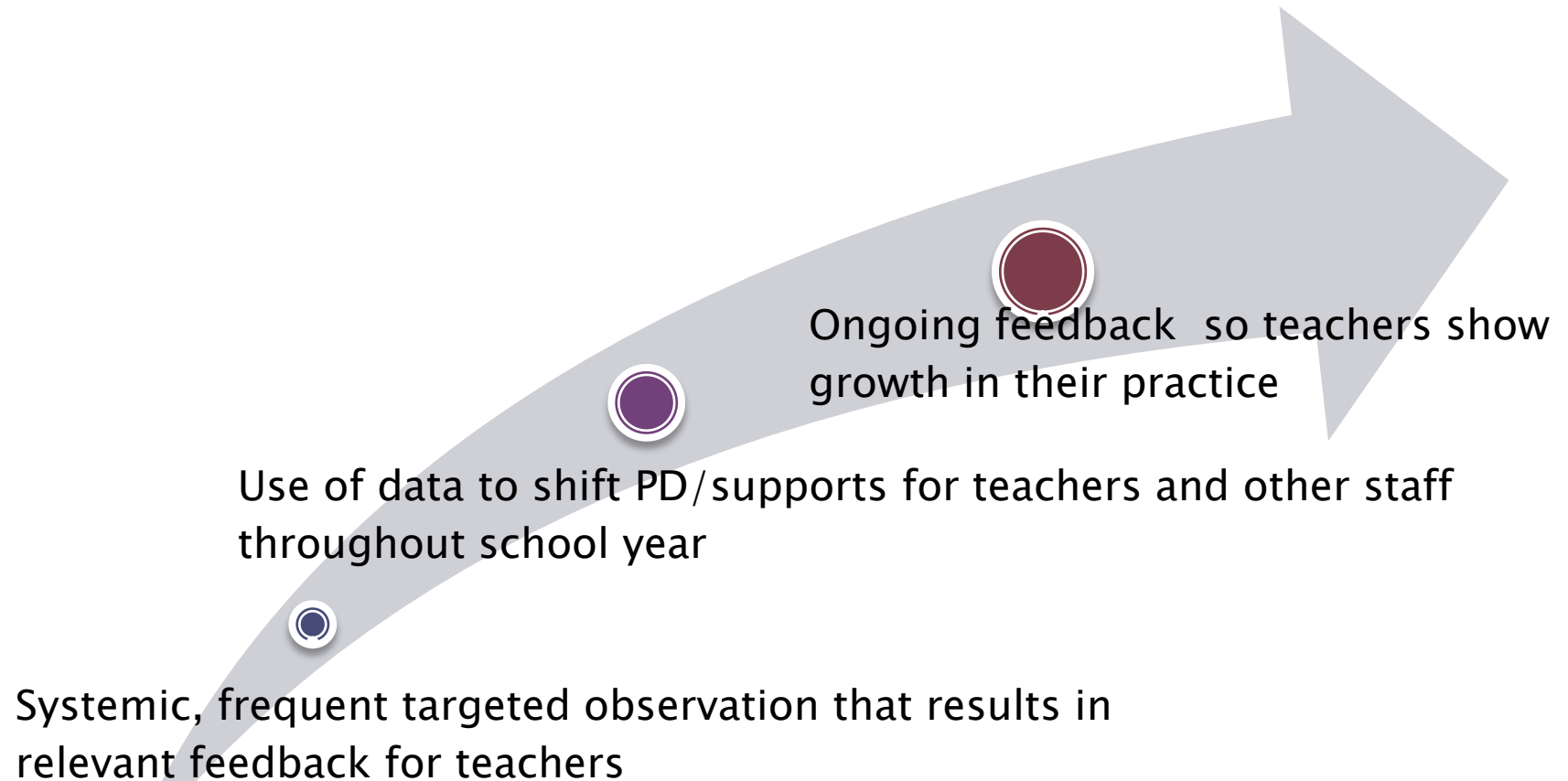
System Wide Data Use and the Diagnostic Tool for School and District Effectiveness Rubric

Erie 2 Chautauqua
Cattaraugus BOCES
Regional Curriculum Council
April 2013

District communicates expectations of data use for all staff (1.5)

- ▶ School leaders (2.5)
 - ▶ Teachers (4.5)
 - ▶ School leader and teachers in curriculum planning (3.5)
 - ▶ School leader, student support staff and teachers (5.5)
 - ▶ School community with students and parents (6.5)
- 

DTSD, School Leader and Data




Opportunities for Evidence of School Leader Use of Data

Schedule of Observations, walkthroughs and data meetings with individual and/or teams of teachers

Teacher observations, improvement plans

School building's professional development plan with changes

DTSD, Teachers and Data

- ▶ Data to shift student grouping, intensity and duration of instruction
 - ▶ Use of summative and formative assessments for responsive plans based on students' needs
 - ▶ Frequent feedback, timely analysis of data so students reflect, adjust and assess their own progress
- 

Opportunities to Collect Evidence on Teacher Use of Data

Classroom visits

Content area team meetings devoted to data inquiry

Grade level and support staff team meetings

DTSDE, Leaders, Teachers, Data and Curriculum

School leader models best practice in the collection and use of data.

School leader and teachers work collaboratively to develop multiple assessments to serve needs of all student subgroups.

School leader and teachers collaboratively analyze data to develop fluid instructional plans to meet needs of all students.

Opportunities to Collect Evidence of School Leader and Teacher Collaboration

SLO school leader and teacher meetings

Content area team meetings devoted to data inquiry with school leader in attendance

Classroom visits, pre and post observation conference documentation